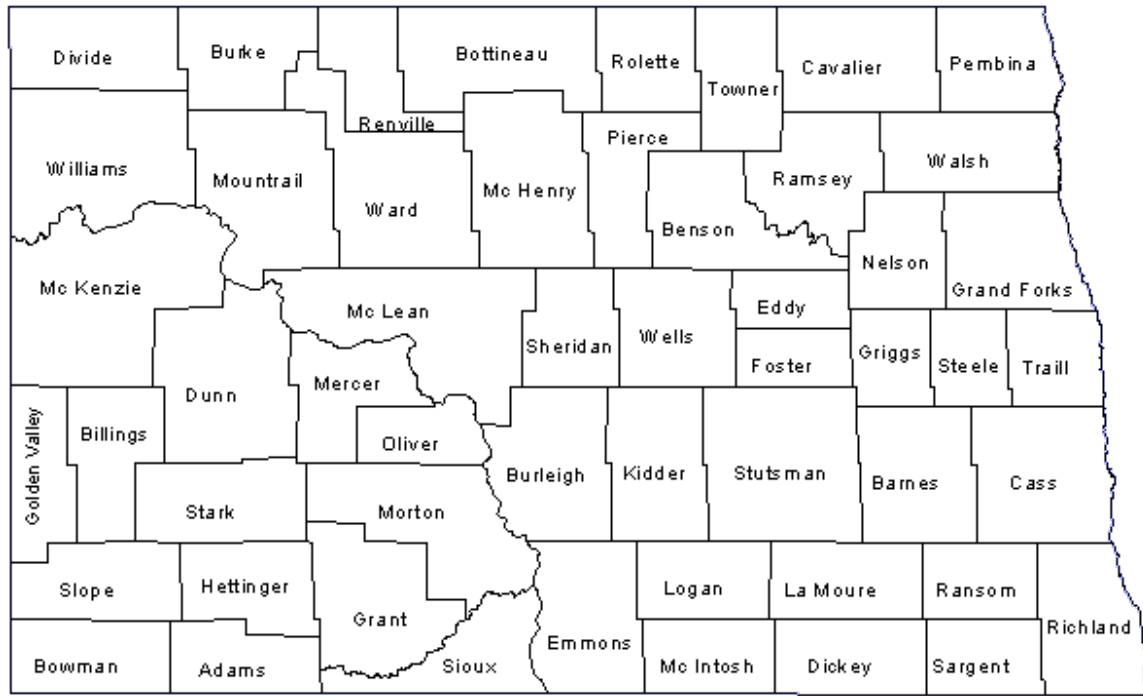


***NORTH DAKOTA
OCCURRENCE
INDUCED TERMINATION
OF PREGNANCY DATA
2015***



Division of Vital Records

Direct Comments or Questions to:
Carmell Barth
(701) 328-2303
vitalrec@nd.gov

**MISSION STATEMENT
NORTH DAKOTA
STATE DEPARTMENT OF HEALTH**

We, as public employees, are dedicated to the goal of assuring that North Dakota is a healthy place to live and to the belief that each person should have an equal opportunity to enjoy good health. To accomplish this mission, we are committed to the promotion of healthy lifestyles, protection and enhancement of the environment, and provision of quality health care services for the people of North Dakota.

Promoting A Healthier Tomorrow

NORTH DAKOTA OCCURRENCE
INDUCED TERMINATION OF PREGNANCY
DATA

It should be understood that all data, concerning induced termination of pregnancy reported by the North Dakota Department of Health, Division of Vital Records, is based on events that occur within North Dakota only. North Dakota participates in a Vital Events Exchange Agreement with the rest of the United States and Canada to exchange information on vital events. North Dakota birth and death events occurring out of state are reported back to the Division of Vital Records on a regular basis. Induced termination of pregnancy is not included in this agreement.

Because no complete number of resident events is available, no rates are calculated. If the reader is interested in ratios, based on the number of live births or pregnancies, he should contact the Division of Vital Records at the contact information listed on the cover of this report.

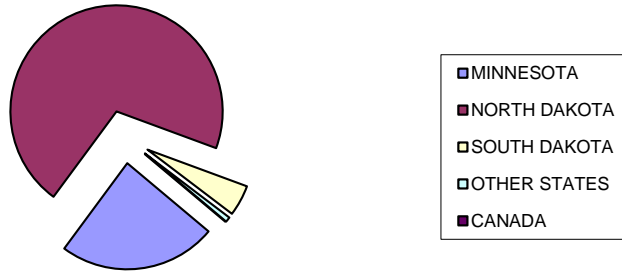
To insure confidentiality of the individual, cross tabulation of this sensitive data set is limited. If requesting further data, no values that occur less than five times are reported.

**ND OCCURRENCE INDUCED TERMINATION OF PREGNANCY
2015**

INDUCED TERMINATION OF PREGNANCY BY STATE OF RESIDENCE

STATE OF RESIDENCE	NUMBER OF EVENTS
MINNESOTA	280
NORTH DAKOTA	822
SOUTH DAKOTA	55
OTHER STATES	9
CANADA	0
OCCURRENCE TOTAL	1166

**NORTH DAKOTA OCCURRENCE INDUCED TERMINATION OF
PREGNANCY BY STATE OF RESIDENCE, 2015**



**INDUCED TERMINATION OF PREGNANCY
BY GOVERNOR'S PLANNING REGION OF RESIDENCE**

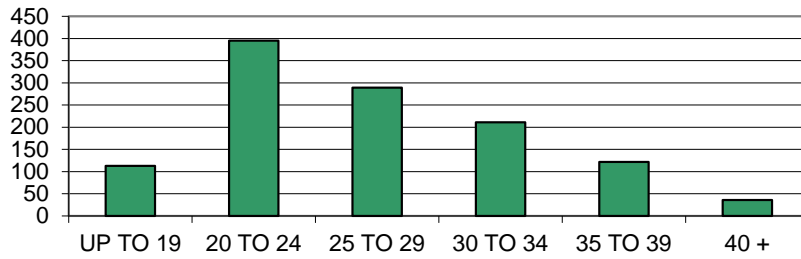
REGION	NUMBER OF EVENTS
OUT OF STATE	344
I	54
II	108
III	30
IV	119
V	301
VI	39
VII	133
VIII	38
OCCURRENCE TOTAL	1166

**ND OCCURRENCE INDUCED TERMINATION OF PREGNANCY
2015**

INDUCED TERMINATION OF PREGNANCY BY AGE OF WOMAN

AGE GROUP	NUMBER OF EVENTS
UP TO 19	113
20 TO 24	395
25 TO 29	289
30 TO 34	211
35 TO 39	122
40 +	36
OCCURRENCE TOTAL	1166

**NORTH DAKOTA OCCURRENCE INDUCED TERMINATION OF
PREGNANCY BY AGE GROUP, 2015**



INDUCED TERMINATION OF PREGNANCY BY LEVEL OF EDUCATION

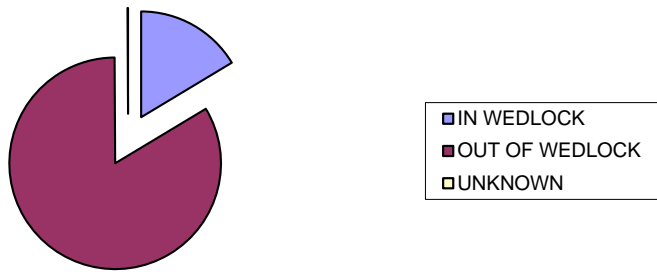
LEVEL OF EDUCATION	NUMBER OF EVENTS
LESS THAN HIGH SCHOOL DIPLOMA	141
HIGH SCHOOL DIPLOMA	371
SOME COLLEGE	171
ASSOCIATE DEGREE	209
FOUR YEAR COLLEGE DEGREE	209
GRADUATE LEVEL COLLEGE	22
NOT STATED	43
OCCURRENCE TOTAL	1166

**ND OCCURRENCE INDUCED TERMINATION OF PREGNANCY
2015**

INDUCED TERMINATION OF PREGNANCY BY WEDLOCK STATUS

WEDLOCK STATUS	NUMBER OF EVENTS
IN WEDLOCK	191
OUT OF WEDLOCK	974
UNKNOWN	1
OCCURRENCE TOTAL	1166

**NORTH DAKOTA OCCURRENCE INDUCED TERMINATION OF
PREGNANCY BY WEDLOCK STATUS, 2015**



INDUCED TERMINATION OF PREGNANCY BY NUMBER OF LIVING CHILDREN

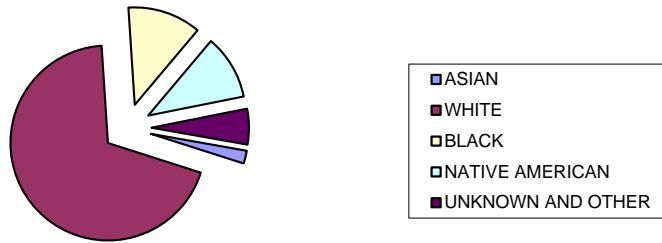
NUMBER OF LIVING CHILDREN	NUMBER OF EVENTS
NONE	475
ONE	276
TWO	232
THREE	110
FOUR	48
FIVE OR MORE	25
OCCURRENCE TOTAL	1166

**ND OCCURRENCE INDUCED TERMINATION OF PREGNANCY
2015**

INDUCED TERMINATION OF PREGNANCY BY RACE

RACE	NUMBER OF EVENTS
ASIAN	25
WHITE	805
BLACK	142
NATIVE AMERICAN	125
UNKNOWN AND OTHER	69
OCCURRENCE TOTAL	1166

**NORTH DAKOTA OCCURRENCE INDUCED TERMINATION OF
PREGNANCY BY RACE OF WOMAN, 2015**



**INDUCED TERMINATION OF PREGNANCY
BY NUMBER OF PREVIOUS INDUCED TERMINATIONS**

NUMBER OF PREVIOUS INDUCED TERMINATIONS	NUMBER OF EVENTS
NONE	753
ONE	274
TWO	84
THREE	33
FOUR OR MORE	22
OCCURRENCE TOTAL	1166

**ND OCCURRENCE INDUCED TERMINATION OF PREGNANCY
2015**

INDUCED TERMINATION OF PREGNANCY BY WEEKS GESTATION

WEEKS GESTATION	NUMBER OF EVENTS
UNKNOWN	0
FIVE OR LESS	135
SIX	247
SEVEN	227
EIGHT	163
NINE	139
TEN	67
ELEVEN	55
TWELVE	44
THIRTEEN	34
FOURTEEN	31
FIFTEEN	14
SIXTEEN OR MORE	10
OCCURRENCE TOTAL	1166

INDUCED TERMINATION OF PREGNANCY BY MONTH OF TERMINATION

MONTH OF TERMINATION	NUMBER OF EVENTS
JANUARY	87
FEBRUARY	104
MARCH	106
APRIL	104
MAY	90
JUNE	95
JULY	101
AUGUST	88
SEPTEMBER	111
OCTOBER	79
NOVEMBER	92
DECEMBER	109
OCCURRENCE TOTAL	1166

**NORTH DAKOTA OCCURRENCE INDUCED TERMINATION OF
PREGNANCY BY MONTH OF OCCURRENCE, 2015**

