

Primary Prevention Partners

October 28, 2020 1:00 — 4:00 p.m.

Kristina Knutson – CAWS North Dakota; Mallory Sattler – NDDoH; Ashley Kramer – CAWS ND; Becky DeVries – TRCC; Veronica Zietz – CHI Bismarck; Anna Ojczyk – CVIC; Allison Burkman – CVIC/UND campus; Jennifer Obinna – RPE Evaluator; Lisa Weisz and Rachelle Hauser – WARC; Mary Thysell, Safe Shelter; Evie, McLean Family Resource Center; Darla Juma – DVP NW ND

Program Updates:

- NDDoH/CAWS: Will contract with Alteristic to host Bystander Training before January 31, 2021; Will host a Campus Green Dot Certification Training for NDSU and VCSU; Working on Prevention is Possible logo and slogan to accompany PSA; CAWS is incorporating prevention into Essentials of Advocacy Training;
- Grand Forks/CVIC: Virtual Green Dot Trot was success; Virtual Overviews are scheduled; Bystander Bulletin; Social media for DVAM
- UND/CVIC: DVAM events; Halloween Bystander event; Virtual clothesline project and Take Back the Night; Available on CVIC's Youtube Channel <https://www.youtube.com/channel/UCaspConkKfNQBKU-eFDfUHg>.
- Beulah/WARC: Church bulletin for DVAM; Banners – It's always time to take a stand; Purple lights; Not in Our Schools bracelets
- CHI: Did social media for October; DVAM Bingo with giveaways for staff; At-home kits for families; Converting to online formats when possible; Virtual Summit in August; Maintaining relationships
- Stanley/DVPNWND: Mostly awareness activities; Newspaper add; Hired PT bilingual staff to reach Hispanic population
- Washburn/MFRC: Looking for info to give to those visiting food pantry
- Wahpeton/TRCC: met with local public health and YES coalition on substance abuse prevention; staying in touch with schools; social media for DVAM; Mayor did proclamation; Contacting partners identified on Padlet; Zonta is doing virtual fundraiser

Youth Risk Behavior Survey (YRBS) - attached

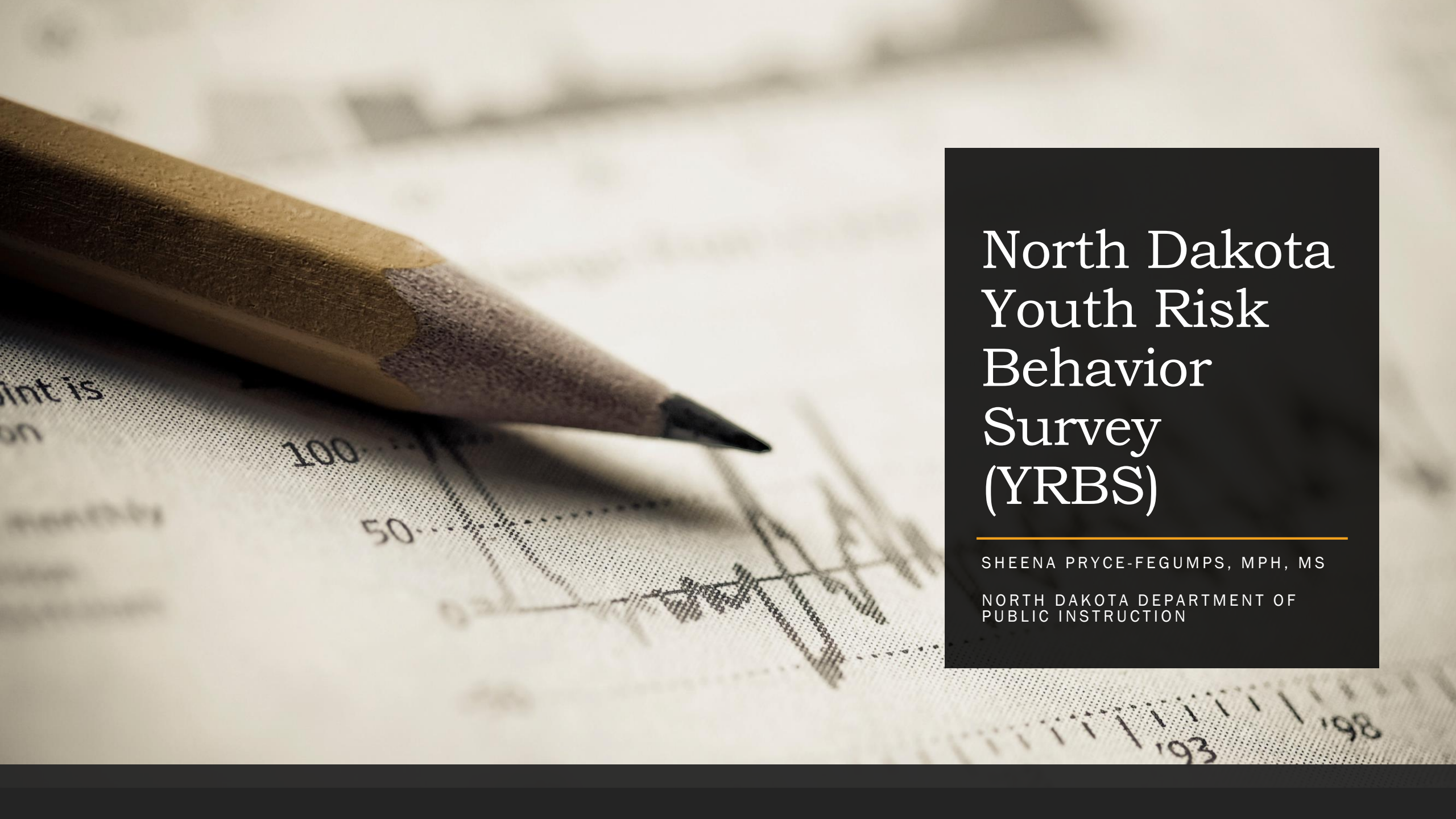
- Sheena Price Fegumps presented on YRBS purpose, administration, and data relevant to violence prevention.

State Capacity Building Team (SCBT) Dashboard

- The RPE Grant uses a Microsoft Excel Dashboard to house all data related to violence prevention. Dashboards for YRBS, BRFSS, Uniform Crime Reports, CAWS, and Prevention in ND were reviewed and discussed.

- The SCBT discussed how people would like access to the SCBT Data
 - Raw data to make own graphics and reports
 - Fact sheets with explanations
 - Dashboard on Toolkit

Wednesday, January 27, 1:00 p.m. - 4:00 p.m. via Teams
Will continue meeting virtually until further notice



North Dakota Youth Risk Behavior Survey (YRBS)

SHEENA PRYCE-FEGUMPS, MPH, MS

NORTH DAKOTA DEPARTMENT OF
PUBLIC INSTRUCTION

Overview

Youth Risk Behavior Survey

Question Selection

Survey

Administration

Data



Youth Risk Behavior Survey (YRBS)

- Administered by the Division of Adolescent and School Health (DASH), Centers for Disease Control and Prevention
- Reaches over 10,000 MS and HS students biennially
- Focuses the nation on behaviors among youth causing the most important health problems.
- Assesses how risk behaviors change over time

Youth Risk Behavior Survey (YRBS)

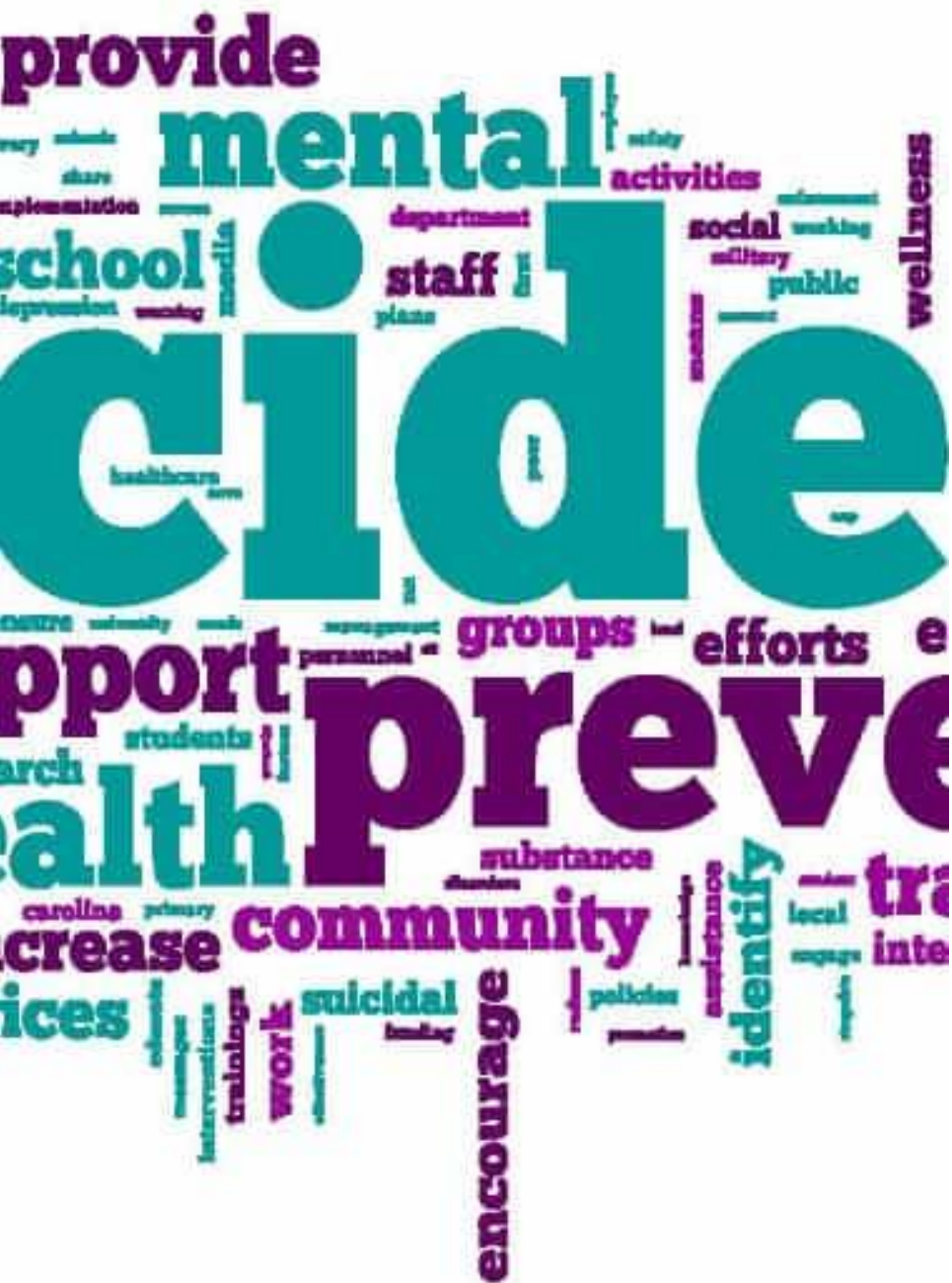
- Provides comparable data
- Voluntary
- Collected by randomly selecting school buildings, as well as classes within each building.
- Generates weighted data that is highly representative of all high school students (Grades 9-12) from eligible public high schools in the state of North Dakota



Youth Risk Behavior Survey (YRBS)

- A wealth of data that can be utilized by numerous state, regional and local organizations
- Planning and program development
- Grants and funding opportunities
- Participating school buildings receive a copy of their school level data
- Student participation is anonymous





Survey

- Nationwide since 1991(HS), 1995 (MS)
- North Dakota—1995
- Middle School (7-8 grades)
- High School (9-12 grades)
- Categories
 - Behaviors that contribute to unintentional injuries and violence
 - Sexual behaviors related to unintended pregnancy and sexually transmitted diseases
 - Alcohol and other drug use
 - Tobacco use
 - Unhealthy dietary behaviors
 - Inadequate physical activity
 - Other health factors
- Questions are at reading level of 8th grade or below

Question Selection

- Selection Committee comes together during the even years, in the fall, for review of questions and question selection;
- There can only be a total of 99 High School questions.
 - A minimum of 58 from the Standard CDC HS questionnaire must remain unchanged
- There can only be a total of 60 Middle School questions.
 - A minimum of 31 from the Standard CDC MS questionnaire must remain unchanged
- Discussion on what data is lost when removing a question
- Various groups to review different sections of the survey

2-12

2. Modifying Questionnaires

Exhibit 2-3
Variables Lost When Deleting Standard Questions

If you delete this standard question...	You will lose these variables...
Q32. During the past 30 days, on how many days did you smoke cigarettes?	Current cigarette use Current frequent cigarette use (smoked on 20 or more of the past 30 days) Currently smoked cigarettes daily Smoked >10 cigarettes per day Current cigarette or cigar use Current cigarette, cigar, or smokeless tobacco use Current cigarette, cigar, smokeless tobacco, or electronic vapor product use Current cigarette or electronic vapor product use
Q35. During the past 30 days, on how many days did you use an electronic vapor product?	Current electronic vapor product use Current frequent electronic vapor product use (on 20 or more of the past 30 days) Currently used electronic vapor products daily Bought electronic vapor products daily Current cigarette, cigar, smokeless tobacco, or electronic vapor product use Current cigarette or electronic vapor product use Current smokeless tobacco use Current cigarette, cigar, or smokeless tobacco use Current cigarette, cigar, smokeless tobacco, or electronic vapor product use
Q37. During the past 30 days, on how many days did you use chewing tobacco, snuff, dip, snus, or dissolvable tobacco products , such as Copenhagen, Grizzly, Skoal, or Camel Snus? (Do not count any electronic vapor products.)	Current cigar use Current cigarette or cigar use Current cigarette, cigar, or smokeless tobacco use Current cigarette, cigar, smokeless tobacco, or electronic vapor product use Current alcohol use Someone gave alcohol to them
Q38. During the past 30 days, on how many days did you smoke cigars, cigarillos, or little cigars ?	
Q41. During the past 30 days, on how many days did you have at least one drink of alcohol?	

2021 Survey

- High school
 - 99 questions
 - Inclusion of sexual identity and sexual orientation
 - Inclusion of four ACES questions
- Middle school
 - 56 questions
 - Inclusion of sexual identity and sexual orientation

Have you ever lived with someone who was depressed, mentally ill, or suicidal?

- A. Yes
- B. No

During your life, how often have your parents or other adults in your home slapped, hit, kicked, punched, or beat each other up?

- A. Never
- B. Rarely
- C. Sometimes
- D. Most of the time
- E. Always

During the past 12 months, how many times has a parent or other adult in your home sworn at you, insulted you, or put you down?

- A. 0 times
- B. 1 time
- C. 2 or 3 times
- D. 4 or 5 times
- E. 6 or more times

Have you ever lived with someone who was having a problem with alcohol or drug use?

- A. Yes
- B. No

Administration



- In person or online*
- Must be taken in a school setting
- Public school participation
- 2019
 - 11,109 HS students
 - 97 High Schools
 - 8,698 MS students
 - 111 Middle Schools
- 2017
 - 12,404 HS students
 - 109 High Schools
 - 8,529 MS students
 - 106 Middle Schools

*Not in all states. ND 2019 (voluntary) and 2021 surveys.

Data

ND High School—Sexual and Dating Violence

Percentage of students who experienced sexual violence (being forced by anyone to do sexual things [counting such things as kissing, touching, or being physically forced to have sexual intercourse] that they did not want to, one or more times during the 12 months before the survey)

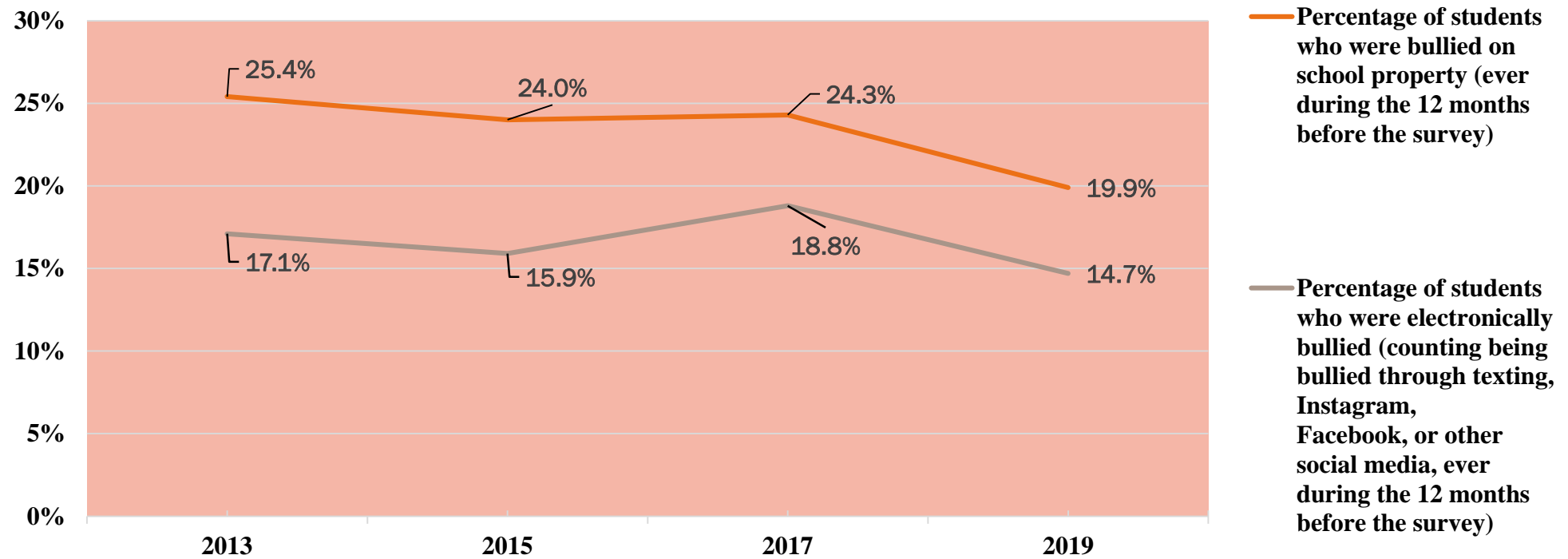
- 2017: 8.7%
- 2019: 9.2%

Percentage of students who reported someone they were dating or going out with purposely tried to control them or emotionally hurt them one or more times (such things as being told who they could and could not spend time with, being humiliated in front of others, or being threatened if they did not do what they wanted, during the 12 months before the survey, among students who dated or went out with someone during the 12 months before the survey)

- 2017: 27.5%
- 2019: 25.2%



North Dakota High School—Bullying and Harassment



Bullying and Harassment

Men who bullied their classmates as children are four times as likely to have engaged in violence against a female partner within the previous year.¹

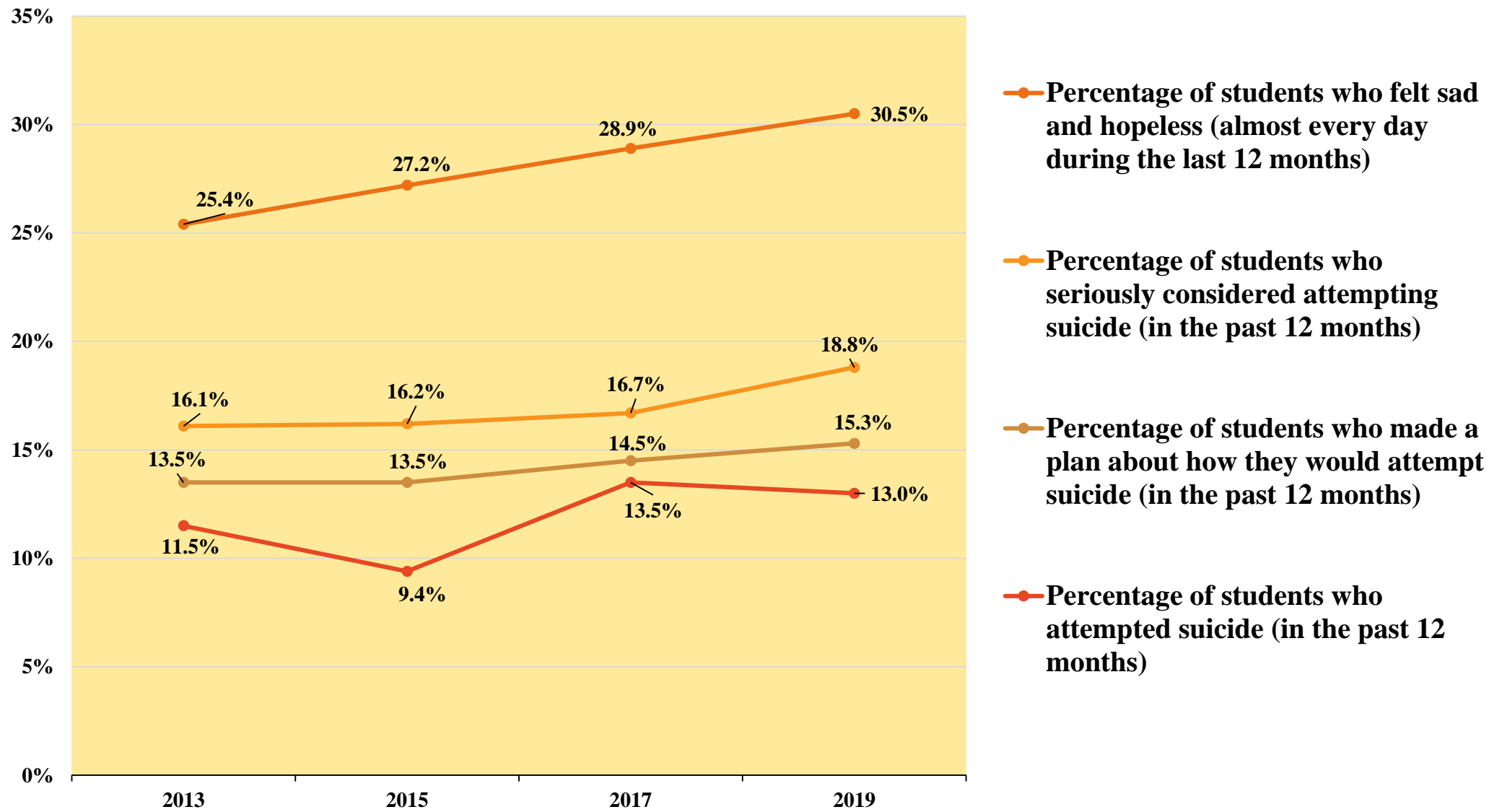
Youth who reported perpetrated bullying, were approximately twice as likely to also report perpetrating dating violence and abuse.²

Youth who reported experiences of bullying victimization were about 1.5 times as likely to also report dating violence victimization.²

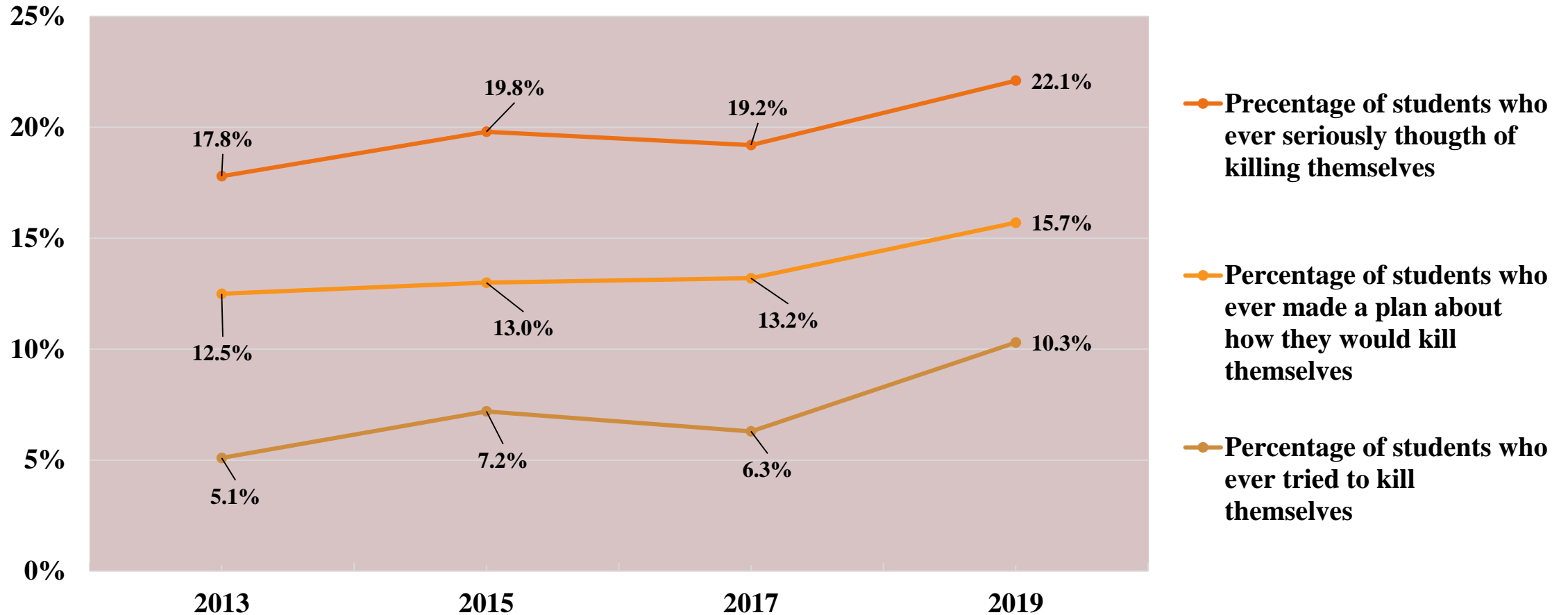


1. Falb, K. L., McCauley, H. L., Decker, M. R., Gupta, J., Raj, A., & Silverman, J. G. (2011). School bullying perpetration and other childhood risk factors as predictors of adult intimate partner violence perpetration. *Archives of pediatrics & adolescent medicine*, 165(10), 890-894.
2. Yahner, J., Dank, M., Zweig, J. M., & Lachman, P. (2015). The co-occurrence of physical and cyber dating violence and bullying among teens. *Journal of interpersonal violence*, 30(7), 1079-1089.

ND High School Students—Mental Health



ND Middle School Students—Mental Health





Sheena Pryce Fegumps, MPH, MS
sprycefegumps@nd.gov
701-328-2265
