

HNDECA STRATEGIC WORK PLAN UPDATE

Presentation at the Healthy North
Dakota Early Childhood Alliance
(HNDECA) Stakeholders Meeting

May 11, 2011

Ramona Danielson



TOPICS

- ▶ Discussion of indicators
- ▶ Discussion of work plans and evaluation components
- ▶ Overview of 2011 North Dakota Legislative session regarding children and families



DISCUSSION OF INDICATORS

USEFUL DEFINITIONS

▶ INDICATOR

- ▶ A measure which helps quantify the achievement of a result
 - ▶ Rate of low-birthweight babies; Rate of high school graduation; Crime rate; Air quality index; Unemployment rate
- ▶ Benchmarks – where we're at and where we're going
 - ▶ Healthy People 2010, 2020

▶ PERFORMANCE MEASURE

- ▶ A measure of how well a program, agency, or service system is working

▶ RESULT or OUTCOME

- ▶ A condition of well-being for children, adults, families, or communities
 - ▶ Children born healthy; Children succeeding in school; Safe communities; Clean environment; Prosperous economy

INDICATORS OF GENERAL WELL-BEING

- ▶ Provide current context of the status of well-being of children and families in North Dakota
- ▶ Benchmarks – a standard to measure against and a goal for which to strive





NEW NDKC PROFILE (DRAFT)


- ▶ Creating a new profile of state-level only indicators, context on the status of child well-being in ND
- ▶ Categories of indicators same as in county-level Fact Book: economic well-being, education, health, etc.

FAMILY AND COMMUNITY				
Subcategory	Indicator	Source	Number	Percent
Family Composition	Population Ages 0-17 (% of total population), 2009	ACS	143,384	22.4%
	In Married-Couple Families (% of population 0-17)	ACS	102,550	71.5%
	In Single-Parent Families (% of population 0 to 17)	ACS	30,058	21.0%
	Living with Grandparents (% of population 0 to 17)	ACS	5,002	3.5%
	Total Births to All Unmarried Women (% of total births), CY 2005	Vital Records	2,932	32.7%
	Total Births to All Unmarried Teens Ages 12-19 (% of total births), CY 2009	Vital Records	589	6.6%
Working Mothers	Females 16 Years and Older With Children Ages 0-17 (% in labor force), 2009	ACS	69,571	82.0%
	With Children Ages 0-5 (% in labor force)	ACS	31,057	76.7%
	With Children Ages 6-17 Only (% in labor force)	ACS	38,514	86.3%
Foster Care	Children in Foster Care (% of population 0-18), 2009	AFCARS	2,105	1.4%
	Family Home Placements (% of total in foster care)	AFCARS	1,558	74.0%
	Residential Child Care Facility or Group Home Placements (% of total in foster care)	AFCARS	514	24.4%
	Other Placements (% of total in foster care)	AFCARS	33	1.6%
	Age of Children in Foster Care, 2009	AFCARS		
	Infants (% of total in foster care)	AFCARS		2.0%
	Ages 1-3 (% of total in foster care)	AFCARS		16.0%
	Ages 4-7 (% of total in foster care)	AFCARS		15.0%
	Ages 8-11 (% of total in foster care)	AFCARS		14.0%
	Ages 12-14 (% of total in foster care)	AFCARS		12.0%
	Ages 15-17 (% of total in foster care)	AFCARS		28.0%
	Ages 18 and older (% of total in foster care)	AFCARS		13.0%


HEALTHY PEOPLE 2010 FINAL REPORT

- ▶ Monitor progress toward benchmarks (what do you do when you've already met the benchmark set at a national level?)


Objective	Data Source	2000	2001	2002	2003	2004	2005	2006	2007	2008	2009	HP2010 Target	Status
21-2a: Untreated caries (untreated tooth decay) – Decrease the percentage of young children ages 2 to 4 years who have untreated caries.	Head Start	34%	36%	32%	23%	21%	25%	28%	18%	21%	NA	9%	
21-2b: Untreated caries (untreated tooth decay) – Decrease the percentage of third grade students who have untreated caries.	BSS	26%	NA	NA	NA	NA	17%	NA	NA	NA	21%	21%	




Target reached



Thumbs up
Moving toward target



No change



Thumbs down
Moving away from target

PERFORMANCE INDICATORS

- ▶ What you are grappling with now in your work plans...
- ▶ Two questions intertwined:
 - ▶ What activities are you going to do?
 - ▶ How are you going to assess if you were successful/what you accomplished?

Access to Health Insurance and Medical Home
Early Care and Education
Parent Education
Family Support
Mental Health and Social Emotional Development

DISCUSSION OF WORK PLANS AND EVALUATION COMPONENTS

WORK PLANS


- ▶ Rich looked over the versions of the work plans emailed out 4/25 and made suggestions/revisions (using “tracking”)
 - ▶ His suggestions/interpretation of what you are wanting to do
 - ▶ He summarized his questions (E.g., Who is the target audience? What is the format for training?) in the Work Plan Discussion handout.

WORK PLANS

- ▶ Your goal is to have 1-year work plans in place for the upcoming year so you can hit the ground running (June 1, 2011 – May 31, 2012)
 - ▶ Effective strategies for moving forward, common understanding of what you are trying to accomplish and how
 - ▶ Determine what activities will need funding, prioritize them – keeping eyes and stomachs in sync
 - ▶ Our proposed costs are \$20k – additional costs include training materials, conferences, white papers
- ▶ My goal is to provide a framework for how to approach the work plans
 - ▶ We will not have time to address very many specifics for each work plan today – you will want to take the feedback back to your subcommittees and tweak your work plans

STRATEGIES

- ▶ Develop a work plan reflecting your vision of what you want to accomplish in the next year, and how
- ▶ You have finite time and resources, so you must prioritize
 - ▶ “Bite off what you can chew”
 - ▶ You can do other important work next year
- ▶ You need to be specific
 - ▶ If something is not working, you can adjust/revise



WORK PLAN TERMS

- ▶ Long-term vision → **Goals**
 - ▶ Doesn't have a date
- ▶ How you will accomplish/approach the long-term vision → **Objectives**
 - ▶ Does have a date
- ▶ Measure of how well a program/service is working → **Performance Measures/Evaluation**
- ▶ Specific steps to accomplish this → **Activities**
- ▶ Products → **Outputs**
- ▶ Condition of well-being of children, families, communities → **Outcomes**

ACCESS TO HEALTH INSURANCE AND MEDICAL HOME

▶ Long-term vision:

- ▶ *Goal 1-3: To continue to support the Medical Home program*

▶ How you will accomplish the long-term vision

- ▶ *Objective: By May 31, 2012, HNDECA will increase the proportion of children in ND with a medical home*

- ▶ *Performance Measure for this objective: Change in the proportion of children in ND with a medical home*

▶ Steps

- ▶ *Activity #1-3-a: By May 31, 2012, monitor the activities of the Healthy Transitions subcommittee and provide support*

- ▶ *Performance Measure for this activity: Amount of interaction with Healthy Transitions subcommittee*

- ▶ *Rich's questions: What are "monitoring activities" and what type of "support" is envisioned?*

▶ Result/Outcome

- ▶ *Short-term: A decrease in hospitalizations, overall health care costs, and provision of unnecessary services.*

- ▶ *Long-term: All North Dakotans have a medical home.*

EARLY CARE AND EDUCATION

▶ Long-term vision

- ▶ *Goal 2-3: To assure that childcare nurse consultants are part of the infrastructure of childcare settings*

▶ How you will accomplish the long-term vision

- ▶ *Objective: By May 31, 2012, develop and conduct an educational campaign to incorporate childcare nurses within the childcare setting*
 - ▶ *Performance Measure for this objective: Amount and type of educational materials produced/distributed*

▶ Steps

- ▶ *Activity #2-3-c: By May 31, 2012, elevate the value of childcare nurse consultants*
 - ▶ *Performance Measure for this activity: ...?? (can't say yet; activity isn't specific enough yet)*
 - ▶ *Rich's questions: Whose values are we concerned with/who is target audience? What type of activity will elevate values?*

▶ Result/Outcome

- ▶ *Short-term: Change among key stakeholders in their understanding of the value and role of nurse consultants in childcare settings.*
- ▶ *Long-term: Infrastructural support for nurse consultants within the childcare setting.*

PARENT EDUCATION

▶ Long-term vision

- ▶ *Goal 3-2: Increase the opportunities available for Tribal Communities regarding parent education*

▶ How you will accomplish the long-term vision

- ▶ *Objective: By May 31, 2012, support early childhood health and wellness discussion circles*
 - ▶ *Performance Measure for this objective: Number and type of new or expanded resources and opportunities made available for Tribal Communities regarding parent education*

▶ Steps

- ▶ *Activity #3-2-a: By May 31, 2012, HNDECA will invite the participation of Scott Davis, executive director of the Indian Affairs Commission*
 - ▶ *Performance Measure for this activity: ...??*
 - ▶ *Rich's questions: For what role? Invite Scott to meetings? To be a member? To discuss opportunities for HNDECA?*

▶ Result/Outcome

- ▶ *Short term: Establish relationships that are mutually respectful and beneficial.*
- ▶ *Long-term: Tribal citizens will seek parent education resources for their communities and all parent education offerings are made available.*

FAMILY SUPPORT

▶ Long-term vision

- ▶ *Goal 4-2: To enhance communication between providers and families*

▶ How you will accomplish the long-term vision

- ▶ *Objective: By May 31, 2012, develop a brochure for providers and families for the purpose of enhancing communication between them*
 - ▶ *Performance Measure for this objective: Number of families receiving brochure*

▶ Steps

- ▶ *Activity #4-2-b: By March 2012, develop training materials:*
 - ▶ *Performance Measure for this activity: Amount and type of training materials*
 - ▶ *Rich's questions: What type of training? Who needs to be trained? How will training be conducted, and by whom?*

▶ Result/Outcome

- ▶ *Short term: Development of the plan.*
- ▶ *Long term: Increased provision of education and training to the general public.*

MENTAL HEALTH AND SOCIAL EMOTIONAL DEVELOPMENT

▶ Long-term vision

- ▶ *Goal 5-1: To support the Nurtured Heart community collaborative concept*

▶ How you will accomplish the long-term vision

- ▶ *Objective: By May 31, 2012, conduct an awareness campaign of the Nurtured Heart approach to child interaction*

- ▶ *Performance Measure for this objective: Number of activities and people reached*
- ▶ *Rich's questions: Who is the target of the awareness campaign? Do we effectively capture in this objective what is desired?*

▶ Steps

- ▶ *Activity #5-1-b: By May 31, 2012, ??*

- ▶ *Performance Measure for this activity: ??*
- ▶ *Rich's questions: What type of awareness activities will best produce increased awareness of the Nurtured Heart approach (conference, workshops, media campaigns, etc.)?*

▶ Result/Outcome

- ▶ *Short term: TBD*
- ▶ *Long term: TBD*



OVERVIEW OF 2011 LEGISLATIVE SESSION – CHILDREN AND FAMILIES

62ND ND LEGISLATURE HIGHLIGHTS*

- ▶ \$600 million for highways
 - ▶ \$235 million state water projects
 - ▶ \$500 million in tax relief
 - ▶ \$997 million for K-12 (increase of \$102.5 million from last biennium)
 - ▶ Gearing Up for Kindergarten (\$625k)
 - ▶ \$15.5 million for Centers for Research
 - ▶ Training, recruitment, retention of child care providers (\$3.1 million)
 - ▶ \$655.8 million for higher education
 - ▶ Set aside \$1 billion in reserves
- ✓ Focus on state infrastructure
 - ✓ Tax breaks were not targeted to low income, seniors, etc., as many would have preferred
 - ✓ “Could have had more consideration”:
 - ✓ Children’s health insurance coverage
 - ✓ Expanded children’s immunizations

*Source: “Highlights of 62nd ND Legislature,” Valley City Times-Record, Thursday, May 5, 2011

SUCCESS RATIO

- ▶ Success = legislation in support of children and families in some way that passed, or legislation that would not have been supportive that failed
- ▶ House
 - ▶ Identified 21 pieces of legislation, 11 of which passed (or failed but that was desirable) → 52%
- ▶ Senate
 - ▶ Identified 26 pieces of legislation, 17 of which passed (or failed but that was desirable) → 65%
- ▶ Oversimplification
 - ▶ Duplication of topics in different pieces of legislation
 - ▶ Probably not a completely comprehensive list (or capture impacts in some of the large department-level bills/budgets)
 - ▶ Amount of money (less than asked for, in comparison to other items funded)
 - ▶ Impact of legislation

HOW ECEC PROPOSALS FARED

- ▶ Child Care Grant Program
 - ▶ Authorized to use unspent funds (how much is that?), but no new funds provided
- ▶ Child Care Loan Program
 - ▶ Authorized to use unspent funds (how much is that?), but no new funds provided
- ▶ Pre-k Classroom Incentive
 - ▶ Fully funded (\$125k)
- ▶ Gearing Up for Kindergarten
 - ▶ Funded at approximately half of request (\$625k of \$1.33 million)
- ▶ Continuing Education Grants
 - ▶ Fully funded (\$150k)
- ▶ Child Development Associate Grants
 - ▶ Not funded at Dept. of Commerce, but included in \$3.1 million to Dept. of Human Services for child care service providers workforce development, quality improvement, technical assistance, and capacity building
- ▶ Also: State Longitudinal Data System passed as part of Information Technology Department budget

WHAT WENT WELL

- ▶ ECEC recommendations saw some success
 - ▶ Edits to membership and duties of ECEC
- ▶ \$ in Dept. of Commerce budget for child care grants and loans
- ▶ Didn't make cuts...
- ▶ Other child and family topics:
 - ▶ New bullying prevention law
 - ▶ Child abuse-related legislation
 - ▶ Education for children of military families
 - ▶ Vaccine fund
 - ▶ Older youth in foster care
 - ▶ Family medical leave
 - ▶ Autism

WHAT DID NOT GO WELL


- ▶ Did not pass:
 - ▶ Head Start
 - ▶ Home visiting
 - ▶ CHIP
 - ▶ School nurses
 - ▶ Affordable housing
 - ▶ State Earned Income Tax Credit
 - ▶ Prenatal care

“This particular (legislative) session has not been kind to children... We have pretty much defeated most of the bills that had to do with kids.” *
(Rep. Kathy Hawken, R-Fargo)

MOVING FORWARD

The pessimist complains about the wind.
The optimist expects it to change.
The leader adjusts the sails.

~ John Maxwell



STRATEGIES

- ▶ Bipartisanship
- ▶ Grassroots efforts, constituent voices
- ▶ Broad coalitions
- ▶ Collaborate with entities with a track record
 - ▶ ECEC's proposals fared well this session, consider ways to work with this group more
- ▶ Unified approach in promoting legislation
 - ▶ E.g., competing CHIP bills, Dept. of Commerce bills
- ▶ Accountability to how vote on child and family issues
- ▶ Election of senators and representatives with these priorities

STRATEGIES

- ▶ Providing solid facts/data
- ▶ Providing a “face” (and constituent perspectives) on the issues
- ▶ Educating the public and decision-makers
- ▶ Framing the message
 - ▶ In terms that resonate, e.g., “return on investment” or using social math, tying to areas with strong support in ND such as economic development
 - ▶ Presenting problems and solutions as structural not individual
 - ▶ Interdependence (not independence)
 - ▶ Looking long-term

WORK PLANS

- ▶ Consider how strategies to achieve legislative goals in the next legislative session should be incorporated into the subcommittee work plans you are currently developing
 - ▶ E.g, Education
 - ▶ E.g, Grassroots efforts
 - ▶ E.g, Collaborative relationships

HNDECA STRATEGIC WORK PLAN UPDATE

- ▶ Ramona Danielson, Research Analyst
 - ▶ Ramona.Danielson@ndsu.edu
 - ▶ Phone: (701) 231-9496
- ▶ Dr. Richard Rathge, Director
 - ▶ Richard.Rathge@ndsu.edu
 - ▶ Phone: (701) 231-8621
 - ▶ Back in the office May 31st