

2007 Viral Hepatitis Data

Data Limitations

- Morbidity based on reported positive lab result
 - Under-reporting of both acute and chronic infections
- Morbidity based on CDC case definitions
 - “Hepatitis C virus infection past or present”
 - Numbers do not distinguish between resolved vs. active infections
 - “Hepatitis B virus infection, chronic”
 - Includes “confirmed” and “probable” cases
- Follow-up includes collection of basic demographics and county of residence, at a minimum
 - Case interview and partner notification not included
- Year 2005 is baseline year for data (due to implementation of new electronic reporting system, DREAMS, and more stringent follow-up)
 - Current data not de-duplicated with years prior to 2005

Cases Reported to ND Department of Health (2006 Morbidity)

Outcome	HAV	HBV	HCV
Acute infections	3	1	0
Chronic infections	---	60	578
Cumulative total (through 2006)	---	601* (chronic)	3696* (chronic)

*2005 is baseline year for reported positive lab results for HBV & HCV. 2006 data not de-duplicated with years prior to 2005.

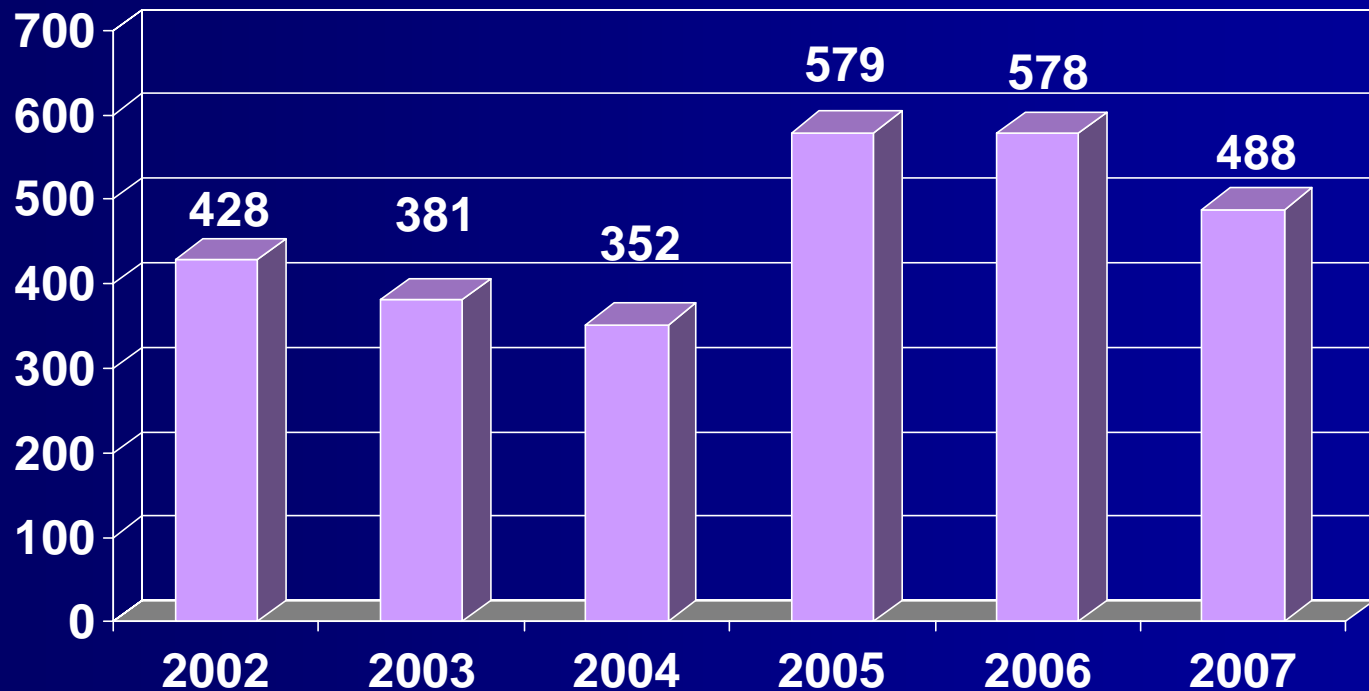
Cases Reported to ND Department of Health (2007 Morbidity)

Outcome	HAV	HBV	HCV
Acute infections	2	2	0
Chronic infections	---	58	488
Cumulative total (through 2007)	---	661* (chronic)	4184* (chronic)

*2005 is baseline year for reported positive lab results for HBV & HCV. 2006 data not de-duplicated with years prior to 2005.

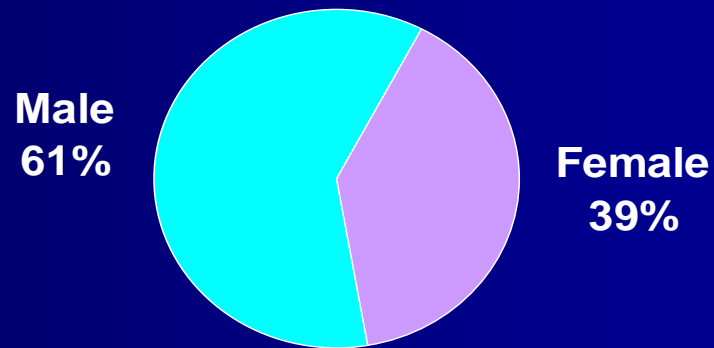
2007 Hepatitis C Data

Reported Hepatitis C Cases* by Year North Dakota, 2002-2007



* Includes acute and "past or present" infections

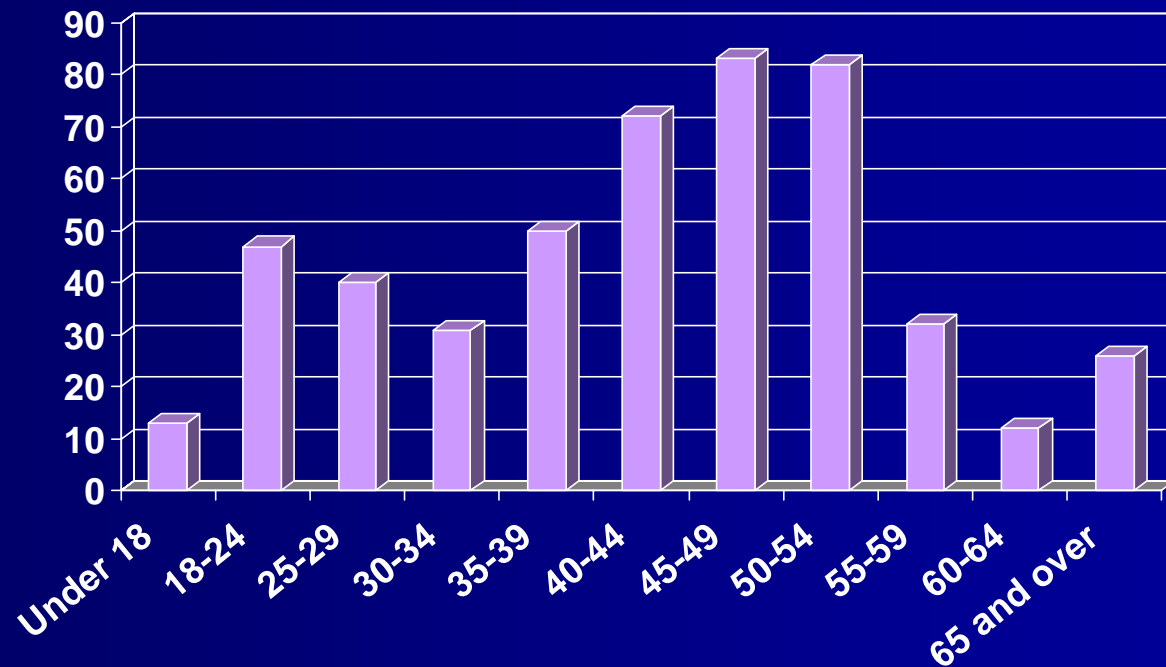
North Dakota Hepatitis C Cases* by Gender 2007



*Based on reported positive lab result

N=488

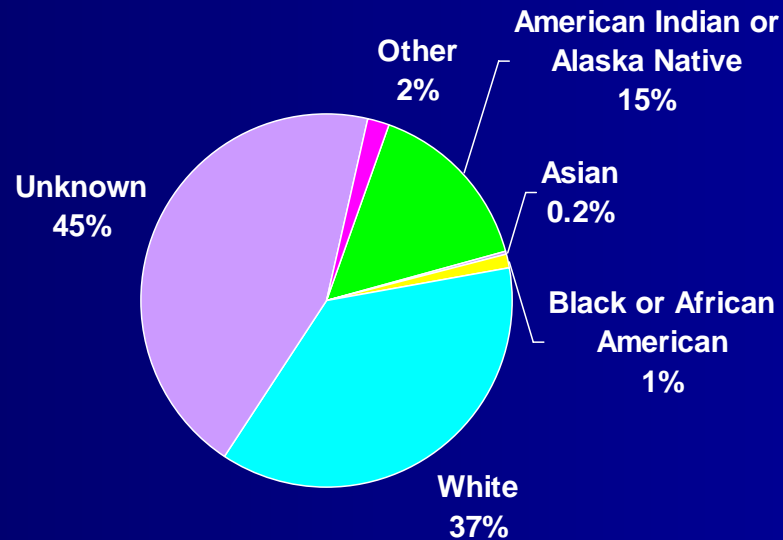
North Dakota Hepatitis C Cases* by Age Group 2007



*Based on reported positive lab result

N=488

North Dakota Hepatitis C Cases* by Race 2007



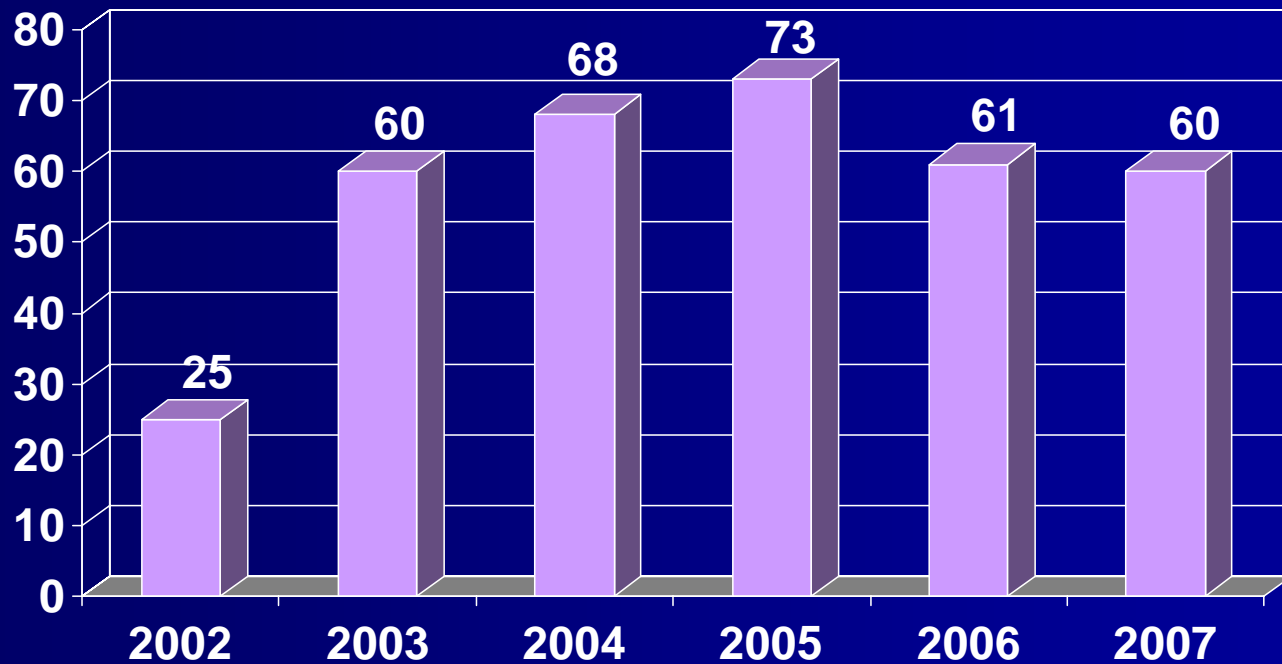
*Based on reported positive lab result

^Race reported for 56% of cases

N=488^

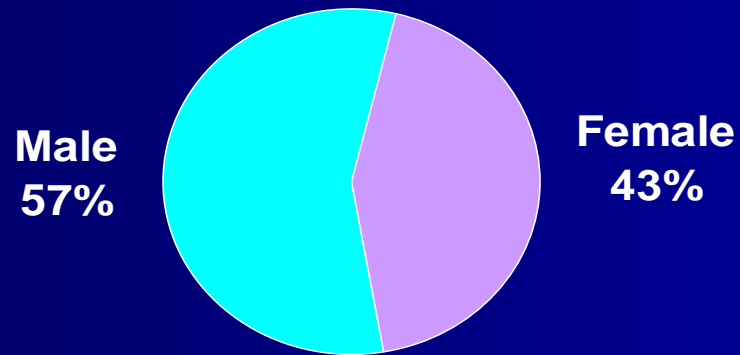
2007 Hepatitis B Data

Reported Hepatitis B Cases* by Year North Dakota, 2002-2007



* Includes acute and chronic infections

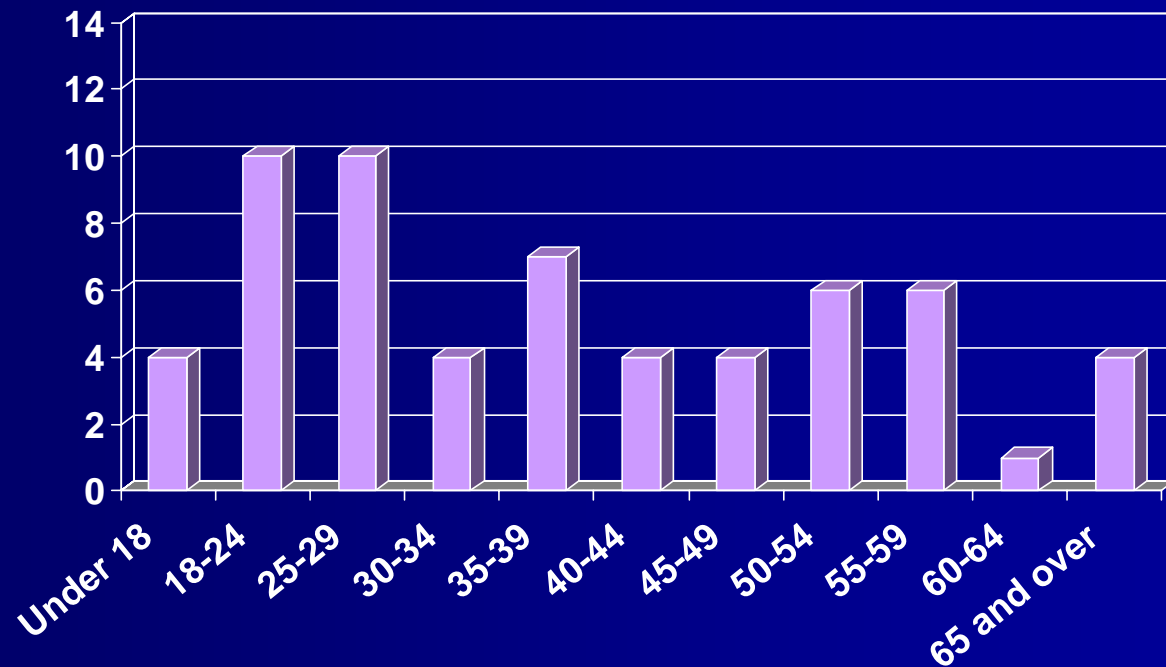
North Dakota Hepatitis B Cases* by Gender 2007



*Based on reported positive lab result

N=60

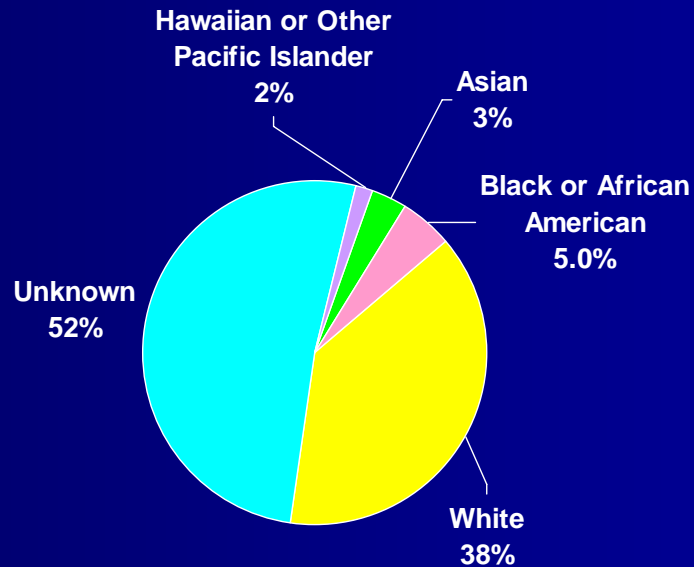
North Dakota Hepatitis B Cases* by Age Group 2007



*Based on reported positive lab result

N=60

North Dakota Hepatitis B Cases* by Race 2007



*Based on reported positive lab result

^Race reported for 48% of reported cases

N=60^