

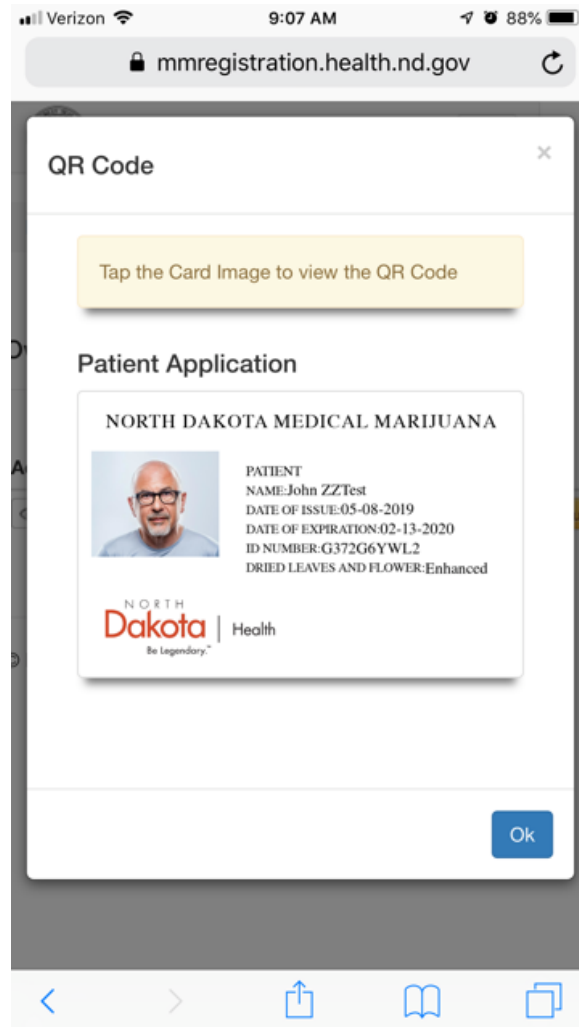
Mobile ID Cards:

The Division of Medical Marijuana has recently implemented electronic ID cards for **patients, designated caregivers and agents**. Electronic ID cards work the same as a printed card, except that they are assessible on your mobile device. The electronic ID card will only be available after the Division has approved an application and the status of that application is “issued”. A guide to the different application status’s can be viewed [here](#).

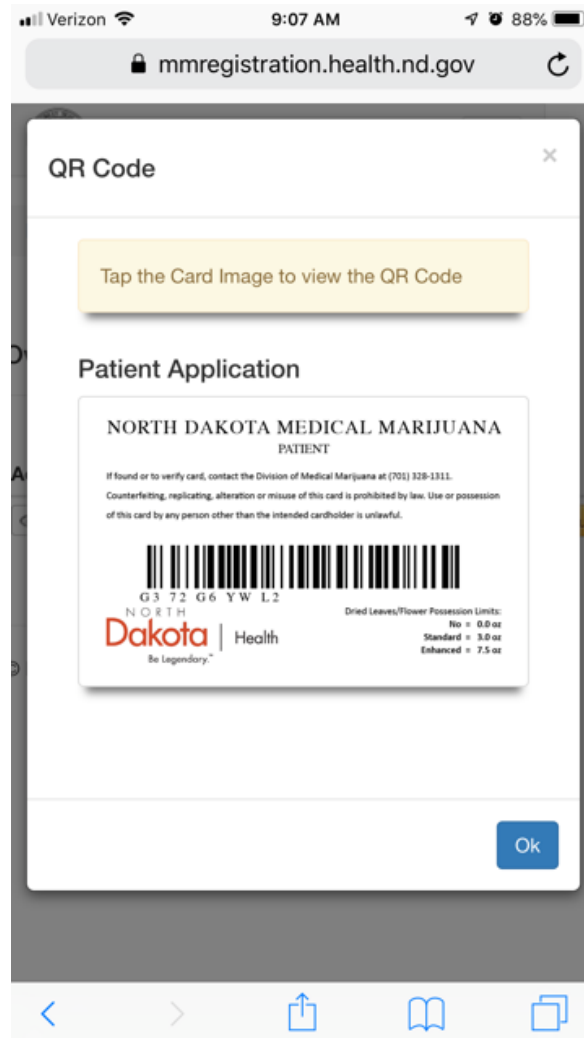
How to Access the Electronic ID Card:

Cardholders can login to the registration system from their mobile device using this link <https://mmregistration.health.nd.gov/> or by visiting the Division’s website www.ndhealth.gov/mm.

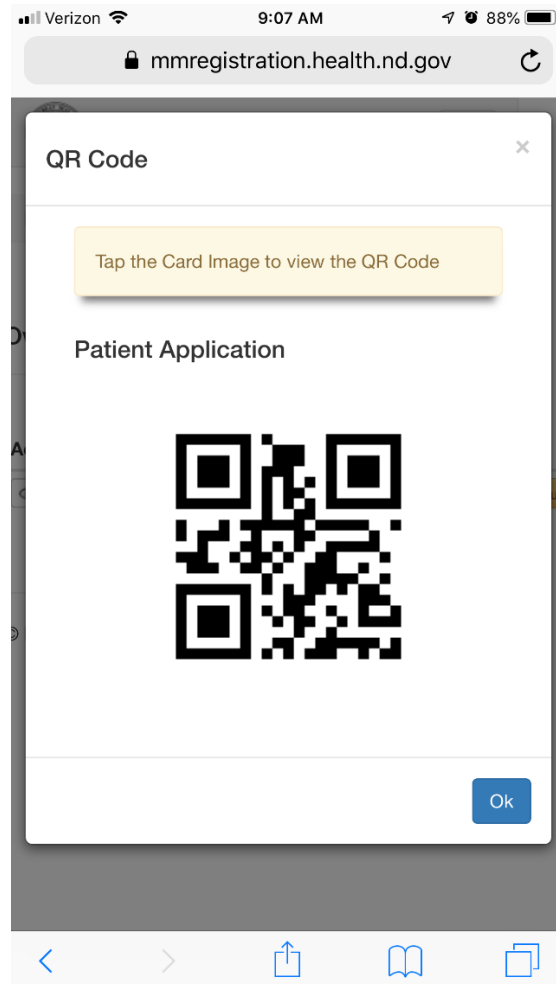
Once logged in, the electronic ID card will automatically appear. The first screen will be the front of the ID card and looks like this:



If you tap on the card image, you will see the second screen, which is the back of the ID card and looks like this:



Finally, if you tap on the card image again, it will take you to the third screen, which is the QR code and looks like this:



To **exit** the electronic ID card view, you can click the “x” in the upper right hand corner, or “ok” in the lower right hand corner.

Benefits of the Electronic ID Card:

There are many benefits to the electronic ID card, but some important ones include:

- Having immediate access to the ID card. Once an application has been approved and the card has been “issued”, cardholders will have immediate access to their electronic card.
- Less risk of lost or stolen cards.

Plans for the Future:

The Division of Medical Marijuana plans to monitor how the electronic ID card is working for patients, designated caregivers and agents and eventually would like to give cardholders the option of either an electronic ID card or a printed ID card.

For the time being, cardholders will have both an electronic ID card and a printed card.